

Welcome to Compass

A guide for parents and families



Our school uses **Compass**
as our Parent Portal

What does Compass do for me?

Using Compass allows you to access up-to-date and meaningful information about our school and your child's progress. Compass includes many different features, including the ability to:

- Monitor your child's attendance, and enter an explanation for absence or lateness
- Communicate with your child's teachers, and update your family contact details
- View your child's timetable and the school calendar
- Monitor your child's homework and assessment tasks
- Download and view your child's progress and semester reports
- Book parent-teacher conferences
- Pay and provide consent for events and school fees

Our school will advise parents when each of these features becomes available for parent use.

Accessing Compass

Compass is a web-based system that is accessible on any modern web browser (Internet Explorer, Firefox, Chrome, Safari) or by using the Compass iOS or Android apps. Search for 'Compass School Manager' in the store.

Every family receives a separate login to Compass, which will be provided to you by our school. To access the parent portal, go to our school website and click the Compass link on the homepage.

Alternatively, if you are having trouble finding the Compass link you can go to <http://schools.compass.edu.au> where you can search for and find our school's direct URL.



Logging in to Compass

To log in you will require your unique family username and password. These details will be provided to you by our school.

Upon first login, you will be required to change your password and confirm your email address and mobile phone number. These details may be used by our school for SMS, password recovery and email communication throughout the year.

If you have lost your details or forgotten your password, you can recover your details by clicking the 'Can't access your account?' link on the front page.

Please note: This booklet provides an overview of key features within Compass, our school may not have yet enabled all of these modules at this time.

The Compass home screen

The home screen provides you with relevant alerts and news, as well as quick access to your child's profile.

School Calendar

View details of upcoming events, your child's timetable and other relevant school-wide activities.

Your children

Provides you with a quick summary of available options and highlights a summary of upcoming and overdue tasks.

To access more information click on the relevant quick link or select Profile to access detailed information about your child.

The screenshot shows the Compass home screen for the Hogwarts P-12 Portal. At the top is a dark blue navigation bar with icons for home, calendar, edit, grid, and users, and a user profile for 'Mr Sirius BLACK' with a settings gear. The main header reads 'Welcome to the Hogwarts P-12 Portal' and 'Compass' with the Hogwarts crest. A 'My News' section contains three items: 'Course Confirmation/School Payments', 'Event Consent/Payment Required', and 'Attendance: Attendance Note/Approval Required'. A 'Winners!' section congratulates the Quidditch Team. On the left, a 'Harry POTTER' profile card lists links for Profile, Send email, Add Attendance Note, View Academic Reports, and Book Parent Teacher Interviews, along with task counts.

Welcome to the Hogwarts P-12 Portal

Use the links listed for each of your children to explore the portal. Please keep your mobile phone number and email address up to date ([Tools > Update My Details](#)). The school will use this to contact you regarding attendance, events, news and more.

My News

- Course Confirmation/School Payments**
Course confirmation and/or school payments available for completion.
[Click here to proceed](#)
- Event Consent/Payment Required**
There are 2 event(s) awaiting your consent and/or payment.
[Click here for more information](#)
- Attendance: Attendance Note/Approval Required**
Harry was recorded as 'not present' or 'late' without explanation.
[Click here for more information](#)

Winners!
Congratulations to our Quidditch Team winning the World Cup!
4 days ago by Severus SNAPE

Harry POTTER

- [Profile \(Attendance, Schedule, Reports\)](#)
- [Send email to Harry's teachers](#)
- [Add Attendance Note/Approval \(Approved Absence/Late\)](#)
- [View Academic Reports](#)
- [Book Parent Teacher Interviews](#)

1 overdue learning task
1 learning task due in the next week

Main Menu

Allows you to access other Compass and school resources. The tools icon allows you to update your contact details and change your password.

Alerts

Custom notifications for items that require your action or attention. These may include excursion notifications, ordering options for school photos, absence notifications, surveys, student report availability and more.

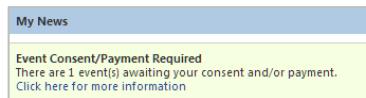
News

Recent school news items and information relevant to you. This may include newsletters, details of upcoming events and much more.

Consent and Payments

1

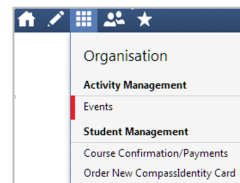
From the Compass home screen, click on the event alert under 'My News' (screenshot 1) or navigate to 'Events' under the *Organisation* menu item (screenshot 2).



Screenshot 1

2

From the Events page a list of upcoming events and excursions will be displayed. Click the red 'Process Now' button to provide consent and/or payment (depending upon what the event requires).



Screenshot 2

3

An online payment/consent form will be displayed. Complete all highlighted fields and click the 'Submit Details' button.

Note: If the event has a requirement for both consent and payment, these cannot be done separately. Should you need to provide payment or consent separately, please click 'Print Form (Offline)' to complete the process manually.

Student Profile

Everything for your child, in one place.

The student profile can be accessed by clicking on your child's name from the home screen.

The student profile dashboard provides you with an overview of today's classes and activities, the ability to email your child's teachers, and a summary of teacher observations (Student Chronicle).

For more detailed information, including assessment tasks, attendance, surveys and academic reports, navigate through the tabs along the top of the profile.



Mr Sirius BLACK

Student: **Harry POTTER**, 12A, Year 12

Dashboard

Schedule

Learning Tasks

Attendance

Reports

Analytics

Assets

Insights

Student: Harry POTTER



Details: Male - 17 years, 5 months (01/01/2000)

Groups: GRYFFINDOR, 12A, Year 12

Student IDs: SMI0036, HARRY

Email: SMI0036@compass.edu.au

Email

+ Add

Wednesday, 21 June 2017

8am	
9am	8:50: 10DADA - 21 - LMA
10am	9:51: 10DADA - 21 - LMA
11am	11:12: 3 - PY033A - 18 - DUN
12pm	12:13: 4 - PY033A - 18 - DUN
1pm	
2pm	1:58: 5 - 12PTHB - 25 - GER 1:58: TAF01BUILDING - JDLF

Student Chronicle

Date Filter: This Year

Displaying entries made between 1/1/2017 and 31/12/2017 for: All Categories



-10

Confiscation

Recorded by Severus SNAPE - DUN, 0

Item Type: Mobile Phone

Confiscation

Recorded May 31 at 02:30pm, Occurred May 31 at 02:28pm



+1

General Attitude/Behaviour Observation Perpetrator

Recorded by Minerva McGONAGALL - LMA, 0

Overview: Harry and Ron were involved in a broomstick altercation. Ron has splinters, and Harry has a damaged wand. Hermione was a witness and indicated that Harry was flying too fast over the Quidditch field.

Attitude/Behaviour

Recorded May 12 at 11:53am, Occurred May 12 at 11:50am



+1

Recognition of a job well done

Recorded by Dora TONKS - DEV, 0

Overview: Harry was very helpful in class today, he was quick to add to class discussions and volunteered to assist with demonstrating the spellwork to his fellow students. He showed leadership and a sense of responsibility.

Positive Posts

Recorded Mar 1 at 02:35pm, Occurred Feb 28 at 11:00am

Learning Tasks

Individual student view

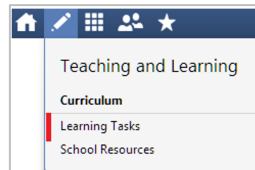
You can view an up-to-date record of your child's homework and upcoming assessment tasks under the Learning Tasks tab in the student profile.



Student: Harry POTTER, 12A, Year 12			
Dashboard Schedule Learning Tasks Attendance Reports Analytics Assets Insights			
Legend: Pending Overdue Received Late On Time Group by class Academic Group: [Currently Relevant]			
Class	Learning Task	Due Date	Result
MA113A	Pythagoras Theorem	19/05/2016 04:00 PM	90
HI133B	History Essay	15/05/2016 04:00 PM	-
PH033A	Test 1	No due date	N/A

Consolidated view

If you have multiple children at the school, you can view a consolidated list by clicking 'Learning Tasks' from the *Teaching and Learning* menu item.



Attendance: Summary

Using Compass you can view up-to-the-second attendance information for your child.

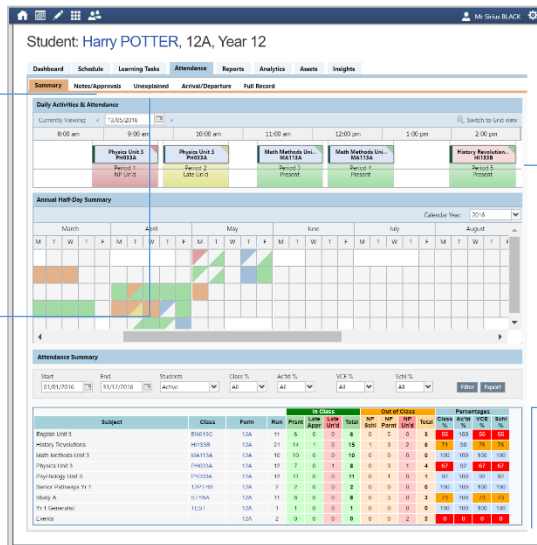
To view your child's attendance, click on the Profile link on the home page and click the Attendance tab.

Notes/Approvals

This sub-tab provides a comprehensive list of attendance explanations for your child. From this tab you can also add absence notes (both past and future).

Unexplained

This sub-tab provides a list of all unexplained absences and lates from class. From this tab you can click to approve specific absences.



Daily Snapshot

Provides a quick snapshot of today's classes and your child's attendance marking.

Attendance Summary

Includes a summary of attendance in each class. For full details about a specific absence, click the appropriate number in the grid. For an explanation of a heading item, hover your mouse over the heading of interest.

When students are marked 'Not Present' in class this can sit in one of three different categories. These include:

NP Schl - Not present in class and is explained by a school related activity.

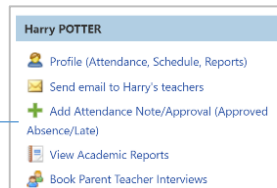
NP Parnt - Not present in class and is explained by a parent note.

NP Unap - Not present in class with no explanation entered.

Attendance: Adding an Attendance Note/Approval

1

From the Compass home screen (or from your student's profile), click the 'Add Attendance Note/Approval' item.



2

From the pop-up window,

- Select the reason
- Enter a brief description of the absence
- Select the start and finish time
- Click the 'Save' button.

Note:

Where possible, notes should be entered prior to the absence occurring.

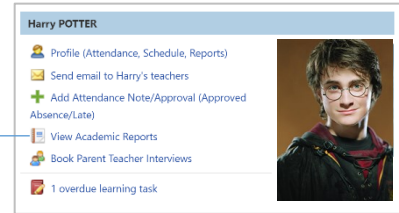
A screenshot of the "Attendance Note/Approval Editor" form. The form is divided into several sections. The "Note/Approval Details" section contains fields for "Person:" (Harry POTTER), "Reason:" (Parent Choice), and "Details/Comment:" (Faulty Broomstick). Below this is an "Important Notice" section with a disclaimer. At the bottom, there are "Start:" and "Finish:" fields, each with a date and time selector. The "Start:" field is set to 17/05/2016 08:00 AM and the "Finish:" field is set to 17/05/2016 05:00 PM. To the right of the form is a "Potentially Affected Sessions" table. The table has three columns: "Activity", "Start", and "Finish". It lists several sessions, including EN013C (English Unit...) and PH033A (Physics Unit...). At the bottom right of the form are "Save" and "Cancel" buttons.

Activity	Start	Finish
EN013C (English Unit...)	17/05/2016 08:50 AM	17/05/2016 09:47 AM
EN013C (English Unit...)	17/05/2016 09:51 AM	17/05/2016 10:48 AM
PH033A (Physics Unit...)	17/05/2016 11:12 AM	17/05/2016 12:09 PM
PH033A (Physics Unit...)	17/05/2016 12:13 PM	17/05/2016 01:10 PM
H1133B (History Revo...)	17/05/2016 01:58 PM	17/05/2016 02:55 PM

Viewing Academic Reports

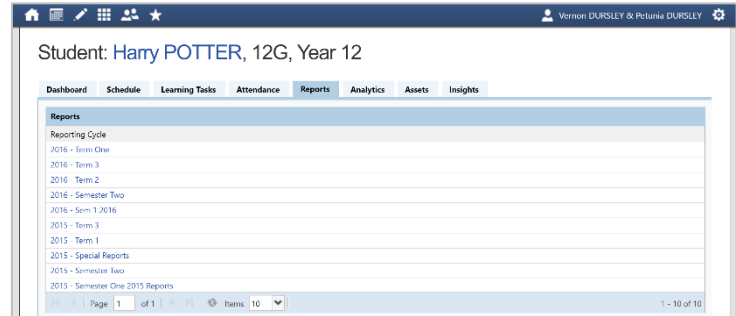
1

From the home screen, click on the 'View Academic Reports' item or navigate to the student profile and click the 'Reports' tab.



2

A list of Academic Reports will be displayed. Click the Report title to download the PDF to your device.




Parent-Teacher Conferences

Using Compass you can book your parent-teacher conferences online.

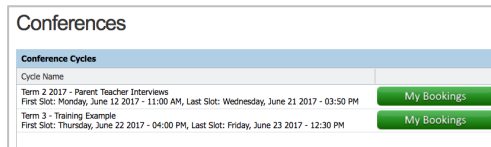
1

On the home screen, beside the student you wish to make bookings for, click 'Book Parent Teacher Interviews'.



2

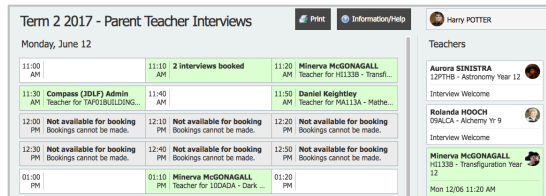
A list of parent-teacher interview cycles will be displayed along with their booking status. Click "My Bookings" on the relevant cycle.



3

Your booking sheet will be displayed and will show all available booking times. Click on a time in the grid to display teachers available for booking at that time, and then click the teacher's name to make your booking.

Note: You can view a teacher's availability by clicking on the teacher's name on the right side of the booking page.



Privacy and Security

When you use Compass you will notice a padlock appears in your browser. This is because Compass uses a technology called SSL (Secure Sockets Layer). This means that your Compass session is encrypted and secure. Further, Compass adheres to PCI DSS compliance obligations to ensure any credit card details are managed safely, consistent with industry credit card regulations.

Please note: Any payments made online using Compass will appear on your credit card statement as COMPASSPAY.COM

We are committed to the privacy of your information. Full information on the Compass Privacy Policy can be found at <http://www.compass.edu.au/corporate/privacy>

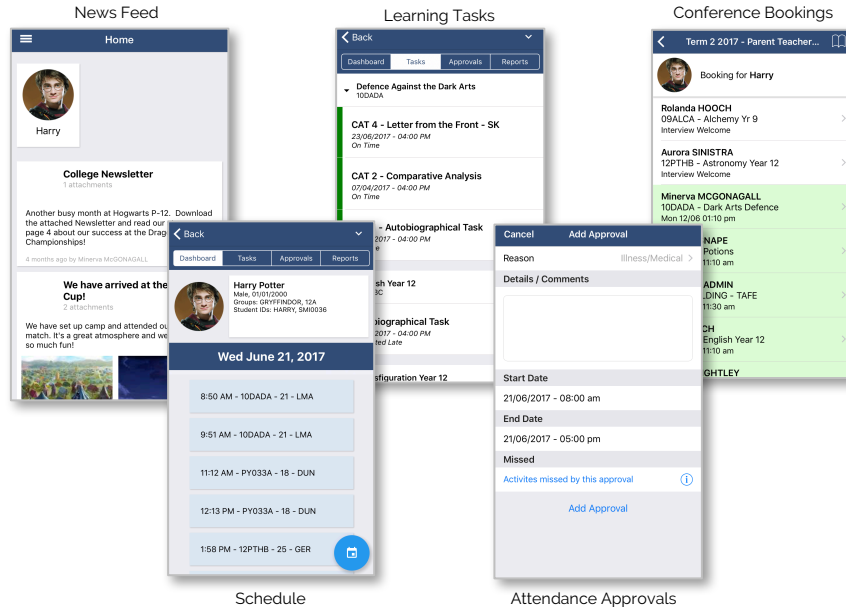


Compass Apps

You can download the Compass App on iOS and Android devices. Search for "Compass School Manager" in the store.

Using the App you can:

- View the School News Feed
- Receive Push Notifications
- View Schedules
- View Learning Tasks
- Book Conferences
- Add Attendance Notes / Approvals
- View Academic Reports



Compass Parent Introductory Booklet
Compass School Manager, Compass Education, Compass Photos and the associated logos are registered trademarks used under licence.
This document is copyright with intellectual property owned or licenced by Compass Education Pty Ltd or in the case of some materials, by third parties.

Copyright 2017. Compass Education PO Box 366 Balwyn North, Victoria 3104